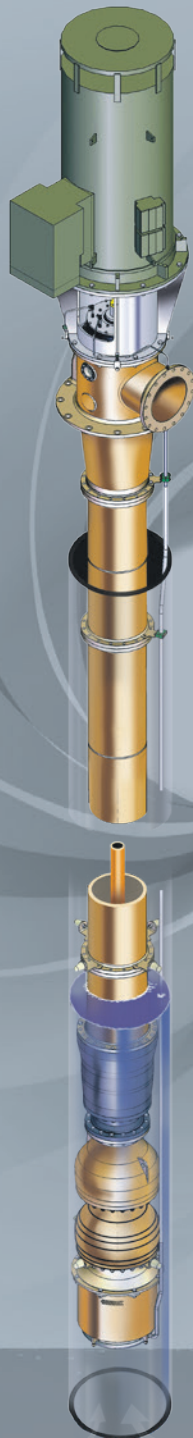


EUREKA SEA WATER LIFT PUMPS



Keep going. Keep safe.

EUREKA

RELIABILITY THROUGH **EXPERIENCE**

FPSO, Fixed Platforms, Semisubs, Onshore



STATFJORD B, STATOIL



KRISTIN SEMISUB, STATOIL



ENFIELD FPSO, WOODSIDE



ORMEN LANGE, ONSHORE, SHELL



OSEBERG SEMISUB, HYDRO




GULLFAKS A, STATOIL



VALHALL REDEVELOPMENT, BP




SKARV, BP



PIERCE FPSO, SHELL



GOLIAT, ENI



GOLDEN EAGLE, NEXEN



EKOFISK, CONOCOPHILLIPS

OVER 200 PUMPS IN SEA WATER DUTY

delivered to the marine, offshore & onshore markets

EUREKA SEA WATER LIFT PUMPS IN GENERAL

Design criteria:

Both API 610 and Marine pump design available.

Strong offshore experience

Significant experience through 30 years in the offshore market.

Largest supplier of pumps to the Norwegian continental

200 units supplied to StatoilHydro.

No limitation in product range / hydraulic coverage

Capacity up to 10000 m³/h and pump head up to 250 mlc.

Long time between overhaul

More than 150.000 h in continuous operation between overhaul.

High availability

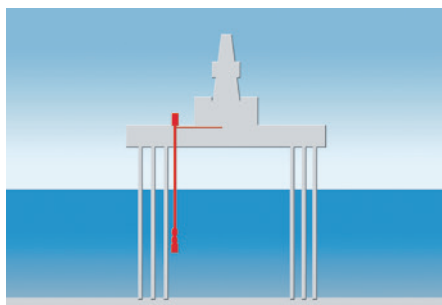
Average availability 99,8 % for our products.

Experience with all corrosion resistant materials

NiAl Bronze, 22 % Cr Duplex and 25 % Cr Duplex.

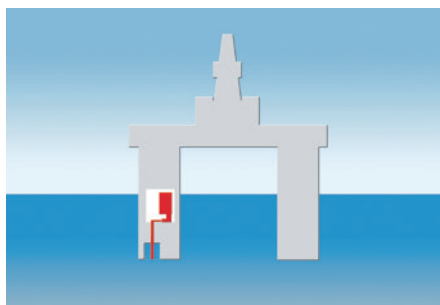
SEA WATER LIFT PUMP SELECTION

DEEPWELL PUMPS

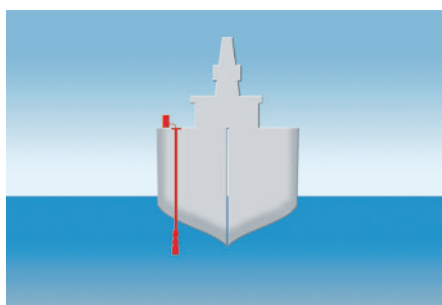


LINESHAFT

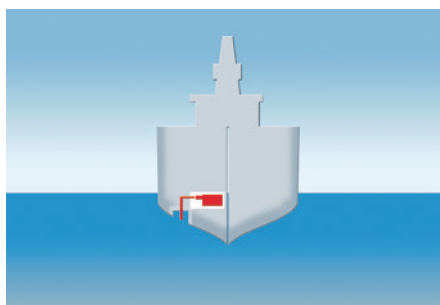
DRY MOUNTED



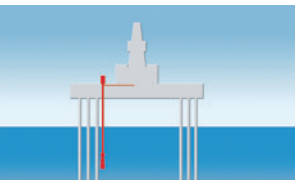
VERTICAL



EL. SUBMERGE

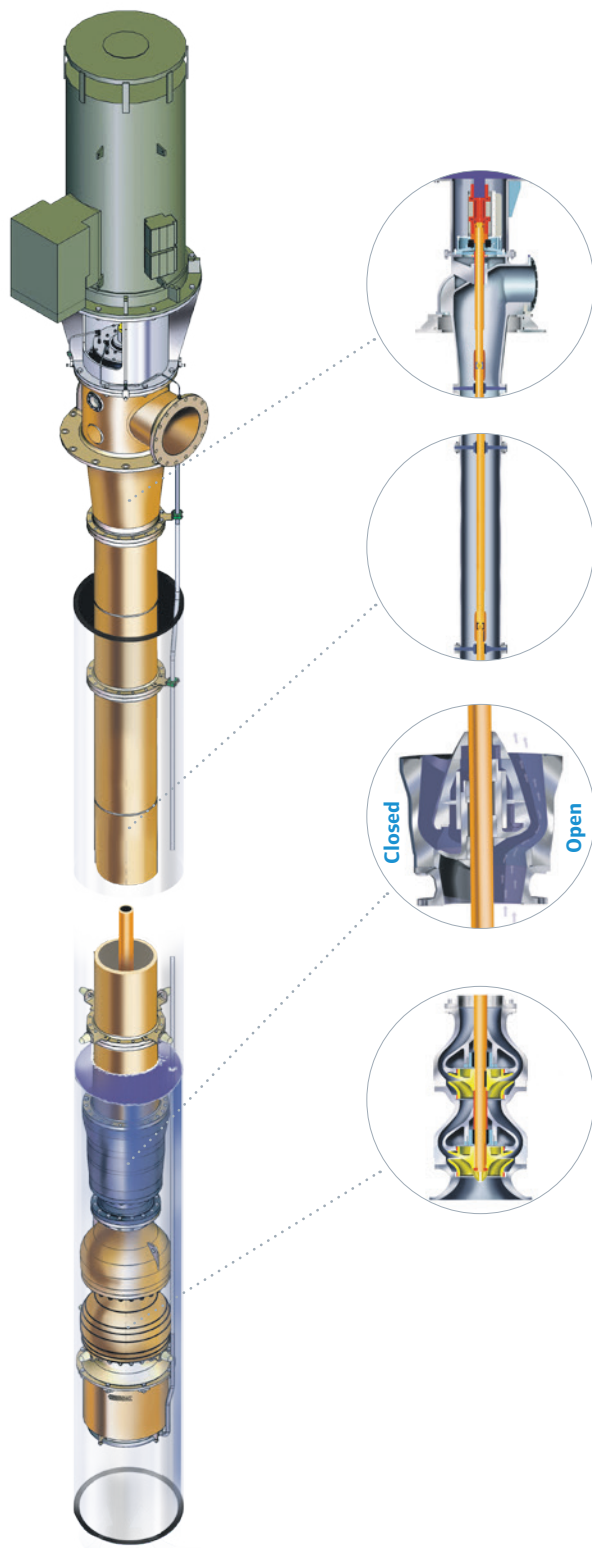


HORIZONTAL



SEA WATER DEEPWELL PUMPS LINESHAFT PUMPS

The most reliable solution today



DESCRIPTION: The Eureka lineshaft deepwell pump is a vertical turbine product lubricated pump driven by a standard dry mounted electric motor. The pump is designed according to API 610 for continuous duty under all operating conditions.

Journal bearing distance is according to API 610. The running speed of the pump is max. 75 % of the critical speed. This gives an under-critical tolerance of min. 25 %.

Balancing of the resulting forces on the rotor ensures optimum thrust bearing lifetime. The reduced thrust forces on the pump minimise any material fatigue.

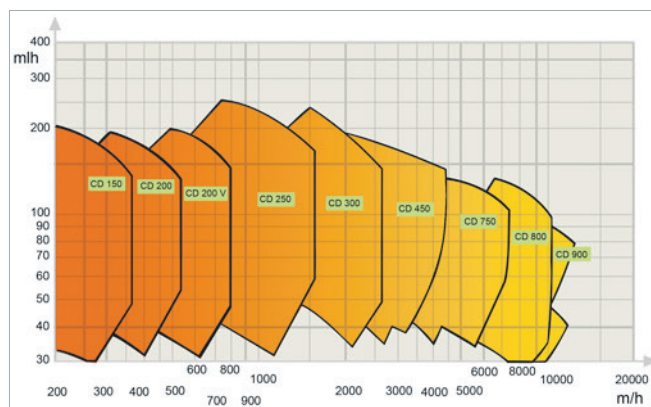
All critical parts are easily accessible from above deck level in the pump top unit or electro motor.

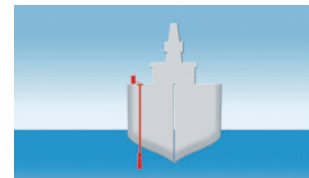
Standard rolling element bearing handling the thrust forces. Min. 25.000 hours. Easily accessible from deck level.

The labyrinth seal is a non contact design with the same life time as the pump.

Experience with lineshaft pump solutions up to 50 meter length.

Capacity range is from 500-10000 m³/h and head up to 250 m.





SEA WATER DEEPWELL PUMPS SUBMERGED ELECTRIC

DESCRIPTION: The Eureka submerged electric deepwell pump is a vertical turbine product lubricated pump driven by a submerged electric motor. The pump is designed according to API 610 for continuous duty under all operating conditions.

Balancing of the resulting forces on the rotor ensures optimum thrust bearing lifetime. The reduced thrust forces on the pump minimise any material fatigue.

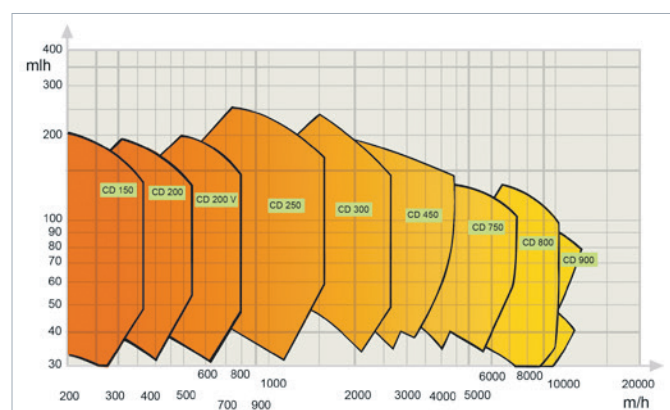
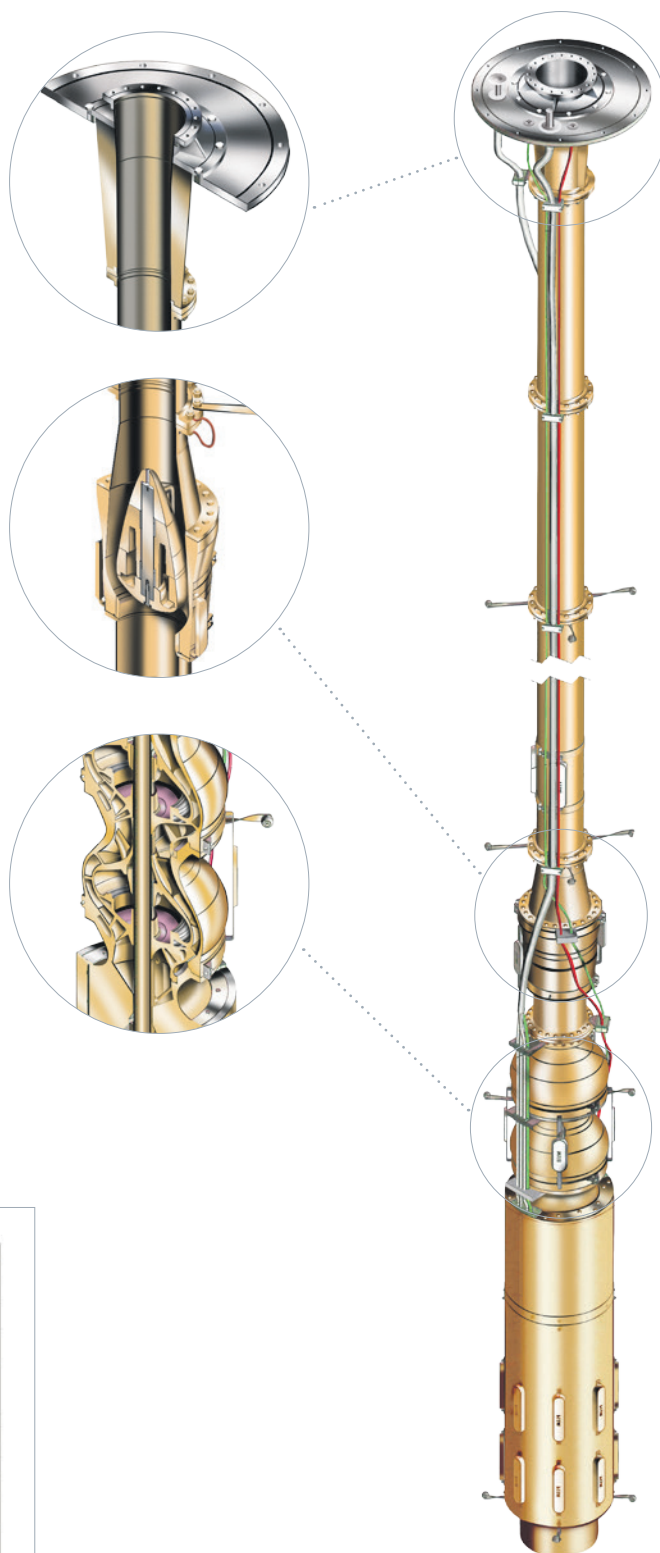
Experience with pump solutions up to 50 meter length.

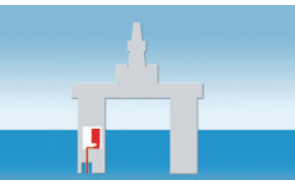
Capacity range is from 500-10000 m³/h and head up to 250 m.

The submerged electric motor can be supplied with all voltages between 400-11.000 V.

The windings in the motors are water glycol filled with insulated windings. Any leakage of sea water inside the motor will not cause a short circuit of the motor.

A deck head container supplies the motor with water/glycol securing a constant overpressure in the motor, preventing any leakage of sea water inside the motor during operation.





DRY MOUNTED SEA WATER PUMP API 610 DESIGN



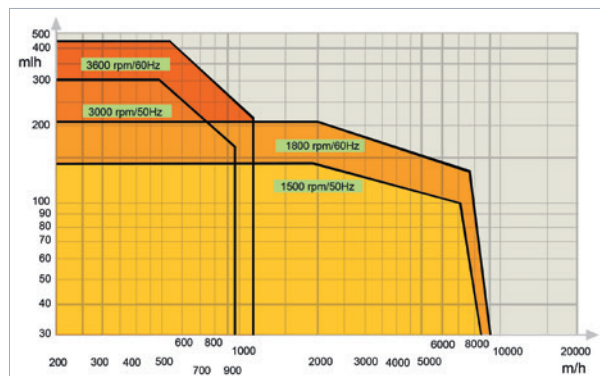

DESCRIPTION: The Eureka BB2 pump is a single stage, double suction, double volute, radially split API 610 pump. It is designed for continuous duty and is particularly adaptable for the sea water lift application.

It is available both in vertical and horizontal execution.

Vertical execution in both in-line and side-side configurations.

Balancing of the resulting forces on the rotor ensures optimum thrust bearing lifetime. The reduced thrust forces on the pump minimise any material fatigue.

Capacity range is from 500-10000 m³/h and head up to 200 mlc for high capacities and up to 400 mlc for medium capacities.





DRY MOUNTED SEA WATER PUMP MARINE EXECUTION

DESCRIPTION: The pump is a, single stage, double suction, double volute, axially split pump. It is designed for continuous duty and is particularly adaptable for the sea water application for offshore.

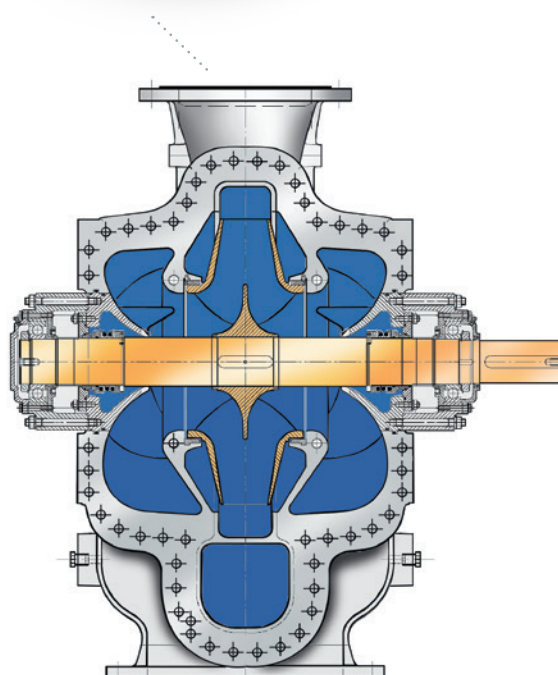
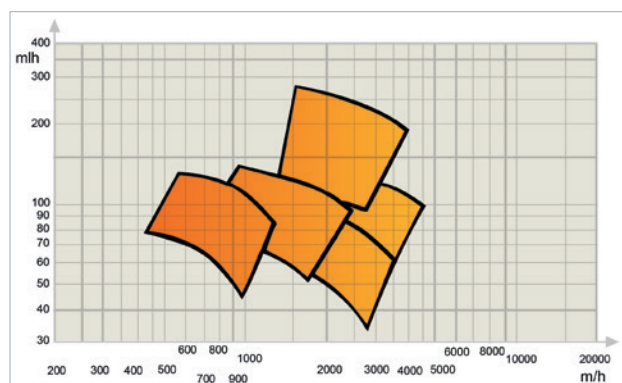

It is available both in vertical and horizontal execution.

Multiple flange combinations are available.

Balancing of the resulting forces on the rotor ensures optimum thrust bearing lifetime. The reduced thrust forces on the pump minimise any material fatigue.

Cost and weight efficient solution.

Capacity range is from 800-4000 m³/h and head up to 250 m.



EUREKA PUMPS AS is a Norwegian pump supplier with more than 40 years of experience in the oil & gas and marine industry, offering a range of pumps and generator sets that covers a majority of applications. EUREKA PUMPS supplies to new builds and offers services for upgrading, modification, equipment testing, installation and commissioning.

EUREKA PUMPS is a market leader among companies operating on the Norwegian Continental shelf, and it is also present in International markets with selected applications, based on own technology. EUREKA PUMPS main office is in Oslo (Lysaker), Norway, and has offices and advanced service facilities along the Norwegian coast. EUREKA PUMPS also has offices in Houston St. Johns, Busan and Kuala Lumpur.

EUREKA PUMPS is one of five companies in the ALIGN group, a leading supplier of production equipment and safety critical products and solutions. ALIGN offers services ensuring continuous production, a perspective that safeguards optimal operations and lower life-cycle costs. The ALIGN group is owned by Converto Capital and HitecVision.

■ EUREKA PUMPS AS

■ Agent

